


DC SOLID STATE RELAY

KF0602D KF0604D

KF SERIES

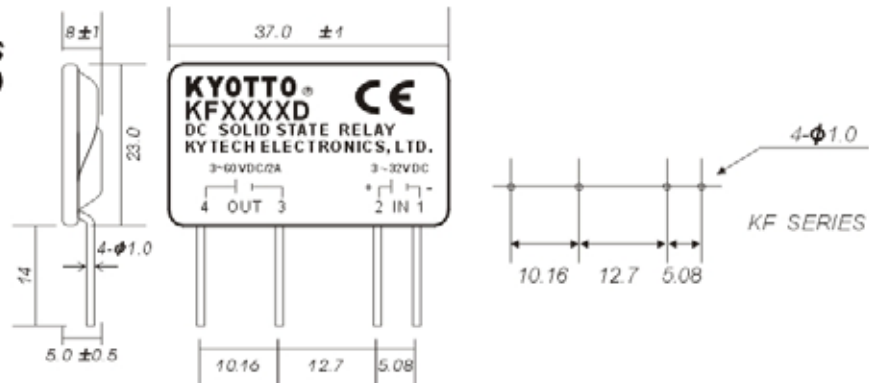


SPECIFICATIONS

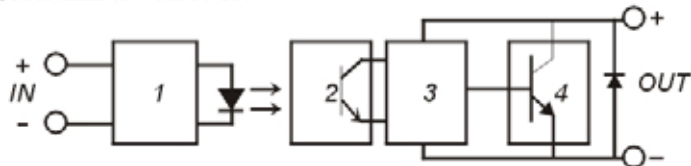
MODEL NO.	CONTROL VOLTAGE RANGE	MUST TURN OFF VOLTAGE	INPUT IMPEDANCE	MAX LOAD CURRENT	LOAD VOLTAGE RANGE	MIN LATCHING VOLTAGE	MAX OFF STATE LEAKAGE	FREQUENCY RANGE	MAX 1 CYCLE PEAK SURGE
KF0602D	3 TO 32 VDC	MAX1.0 VDC	1.5Kohm	2A	3-60VDC	80VDC	LESS 1 mA	47-70HZ	3A
KF0604D	3 TO 32 VDC	MAX1.0 VDC	1.5Kohm	4A	3-60VDC	80VDC	LESS 1 mA	47-70HZ	8.5A

MODEL NO.	MAX OFF STATE LEAKAGE	MAX IN STATE VOLTAGE DROP	ISOLATE IMPEDANCE	DIELECTRIC STRENGTH INPUT-OUTPUT	DIELECTRIC STRENGTH INPUT-OUTPUT CASE	TURN ON TIME	TURN OFF TIME	CAPACITANCE INPUT	WEIGHT (g)
KF0602D	200 W μ SEC	1.2Vrms	10 ⁹ ohm	2500Vrms	—	LESS 2mSec	LESS1/2cycle	LESS15pf	10 g
KF0604D	200 W μ SEC	1.2Vrms	10 ⁹ ohm	2500Vrms	—	LESS 2mSec	LESS1/2cycle	LESS15pf	12 g

OUTLINE DIMENSIONS (unit:mm)

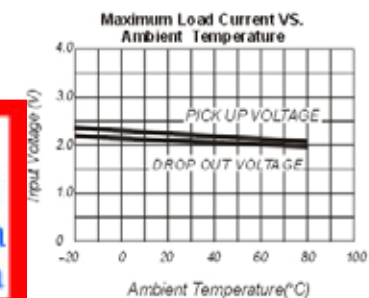
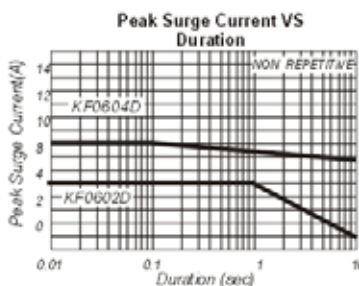
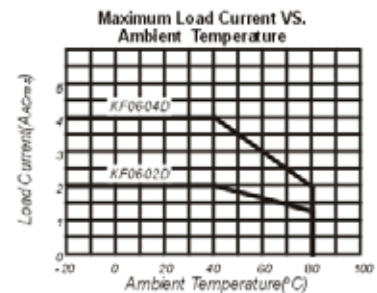
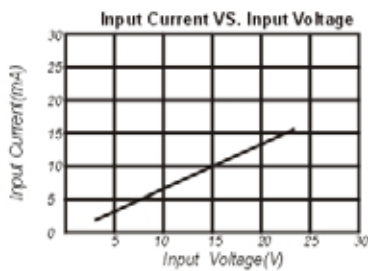


EQUIVALENT CIRCUIT



- 1.INPUT CIRCUIT
- 2.PHOTO DETECTOR
- 3.AMPLIFIER
- 4.PROTECTED CIRCUIT

CHARACTERISTIC CURVES



大豪电子
 电话: 0755-83233025
<http://www.szdahao.com>
<http://www.very-tec.com>